



WWI

Trench Warfare

“Going over the top”

Where did the trenches come from?



Digging In



1325

P 2523





Who fought for the Allies?



Structure of Trenches



Trench Warfare

- A** Front line trench
- B** Support trench
- C** Reserve trench
- D** Enemy trench

Artillery fire "softened up" resistance before an infantry attack.



Communication trenches connected the three kinds of trenches.

Barbed wire entanglements

"No Man's Land"
(from 25 yards to a mile wide)

Dugout

Saps were shallower trenches in "no man's land," allowing access to machine-gun nests, grenade-throwing positions, and observation posts.



Aircraft can warn of the build-up of enemy troops before an attack



Concrete block house for a machine-gun

Long-range artillery is placed about 10 km behind the front line. These guns fire at advancing enemy troops

Barbed wire: metres deep and an impassable obstacle for any troops able to reach it

Front-line trench

Support trench

Reserve trench

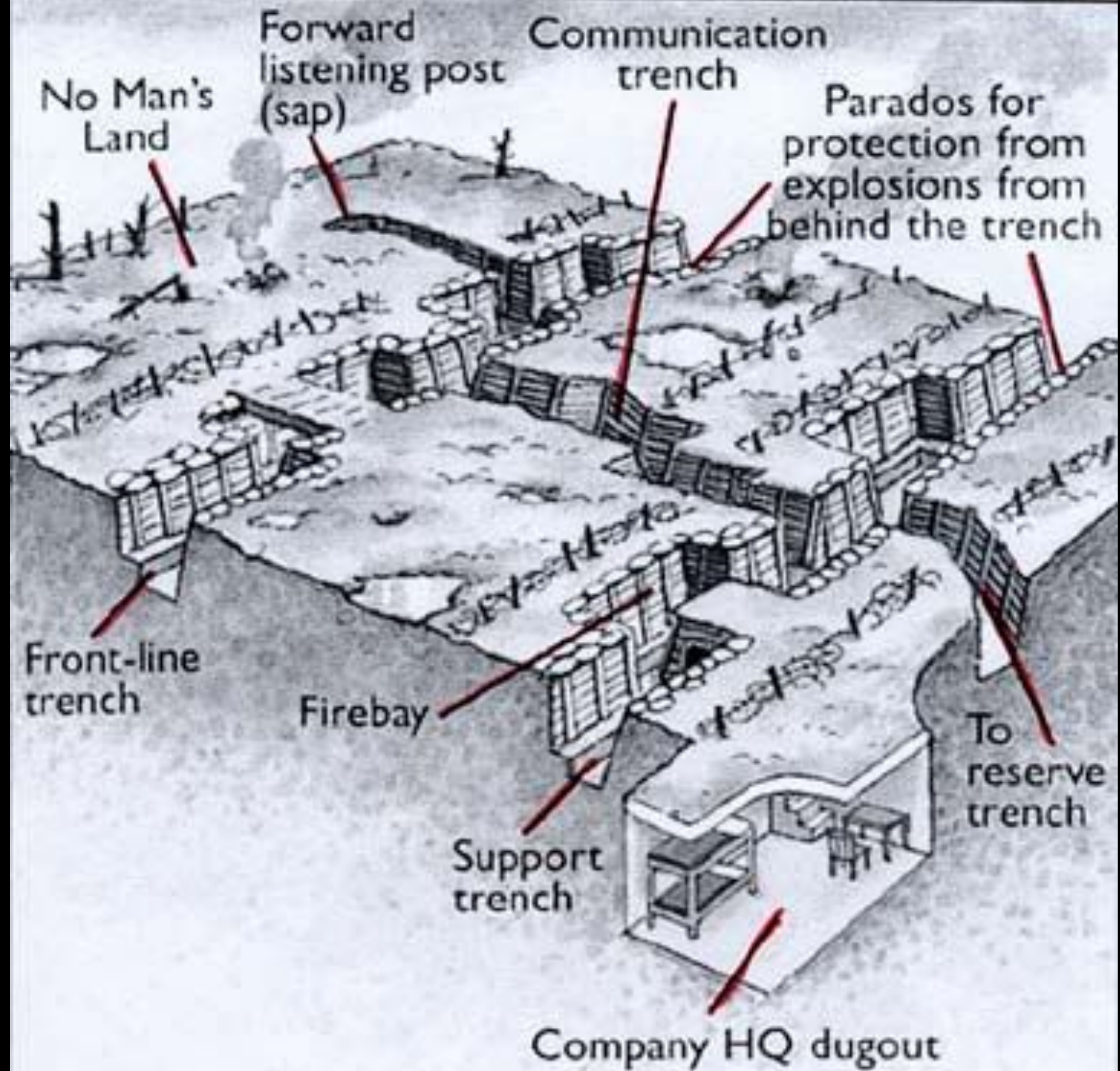
Communication trenches allow reserves to be brought forward without exposing them to enemy fire

No Man's Land (the stretch of land between the trenches of the opposing sides) has already been churned up by shell fire. In wet weather it becomes a mass of mud, making it even harder for troops to cross

Front-line dug-outs provide protection but not against a direct hit from an artillery shell

A deep dug-out. German ones could be 15 m below ground and too well constructed to be damaged by shell fire

PROBLEMS FACING ATTACKING TROOPS




Forward Trench

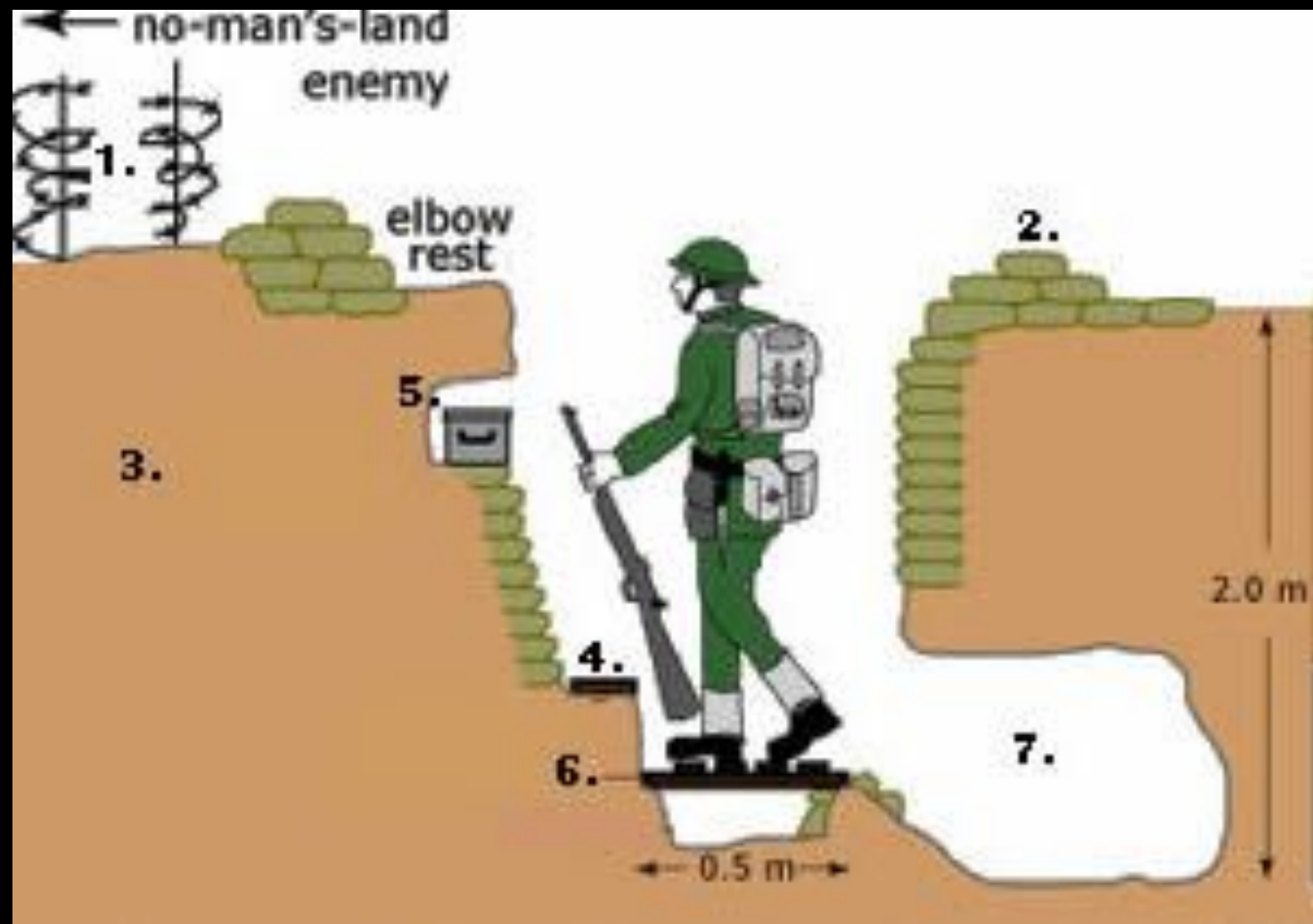
Front line of
the war,
facing the
enemy




Fire bay

Shooting position
in the trench





First Day in the Trenches



Support Trench

Secondary
line of
trenches
behind the
first



Reserve Trench

- Further behind the “front lines”
- Larger supplies of food and ammunition
- Resting area for surplus soldiers



Sap

Process of digging new trenches out from the established lines




Bundesarchiv, Bild 183-R34771
Foto: o.Ang. | 1915

Dugout

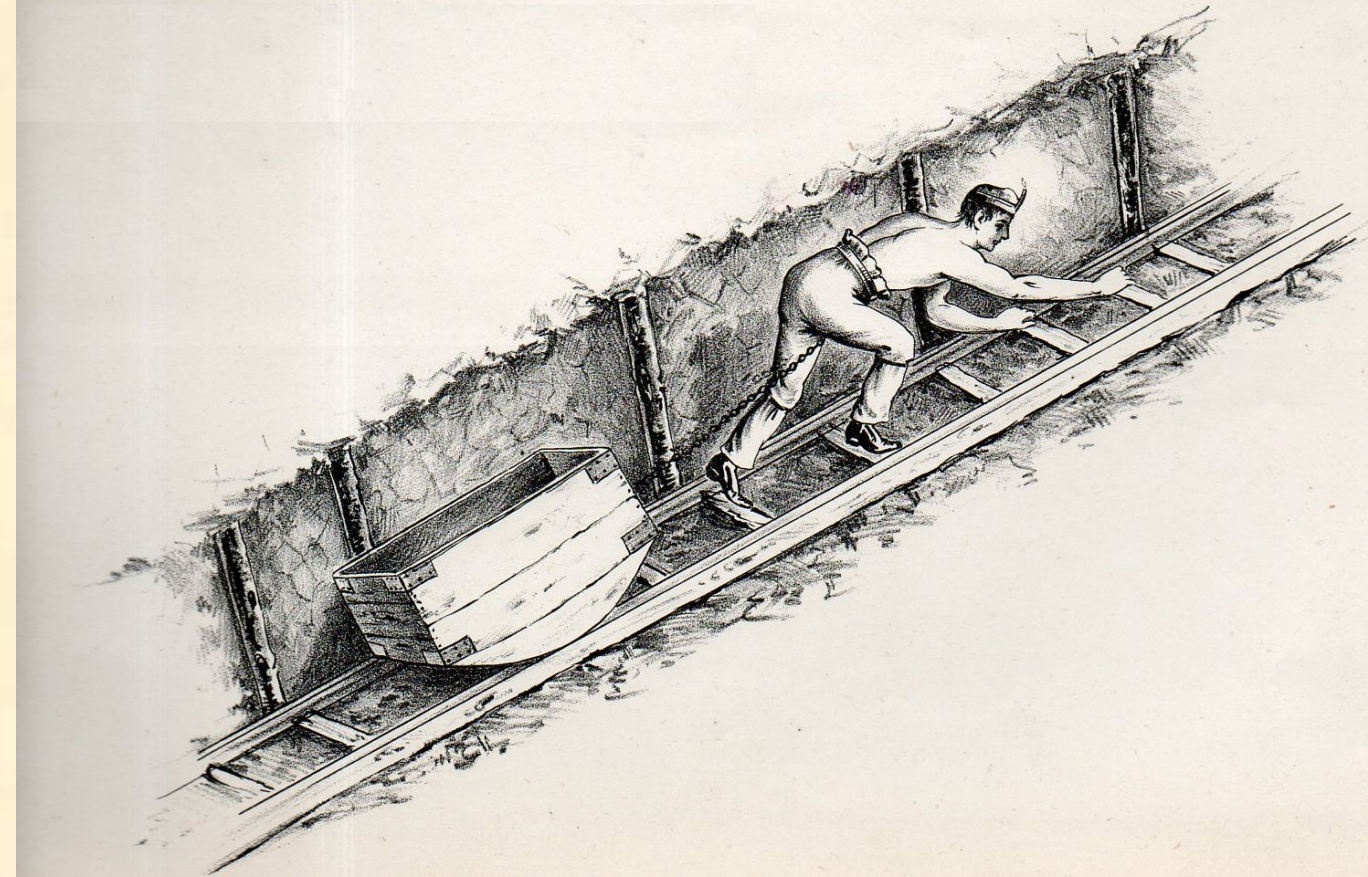
Underground shelter built into the walls of existing trenches





Who made the dugouts?

SKETCH OF 'TUGGER BOY' HAULING UP 'HUDGES'



Trench Warfare

Going
“over the top”

To climb out
of the trench
and attack





No Man's Land

The space between the Allied trenches and the trenches of the Central Powers






What was waiting on the other side?

- Barbed Wire,
- Machine Guns,
- Artillery,
- Airplanes,
- Chemical Gas,
- Tanks,
- and Zeppelins!!









SHELLS, EXPLOSIVE AND OTHERWISE

At the Watertown arsenal near Boston, employees posed next to a row of World War I-era artillery shells to show the massive size of the armaments. "AP" meant armor-piercing, "DP" deck-piercing and "HE" high explosive. *RG 156*. Meanwhile, the U.S. Food Administration implored civilians to save other kinds of shells for use in the war effort, right. *RG 4*

+

FRUIT STONES
AND
NUT SHELLS

WILL SAVE SOLDIERS' LIVES

LEAVE THEM HERE

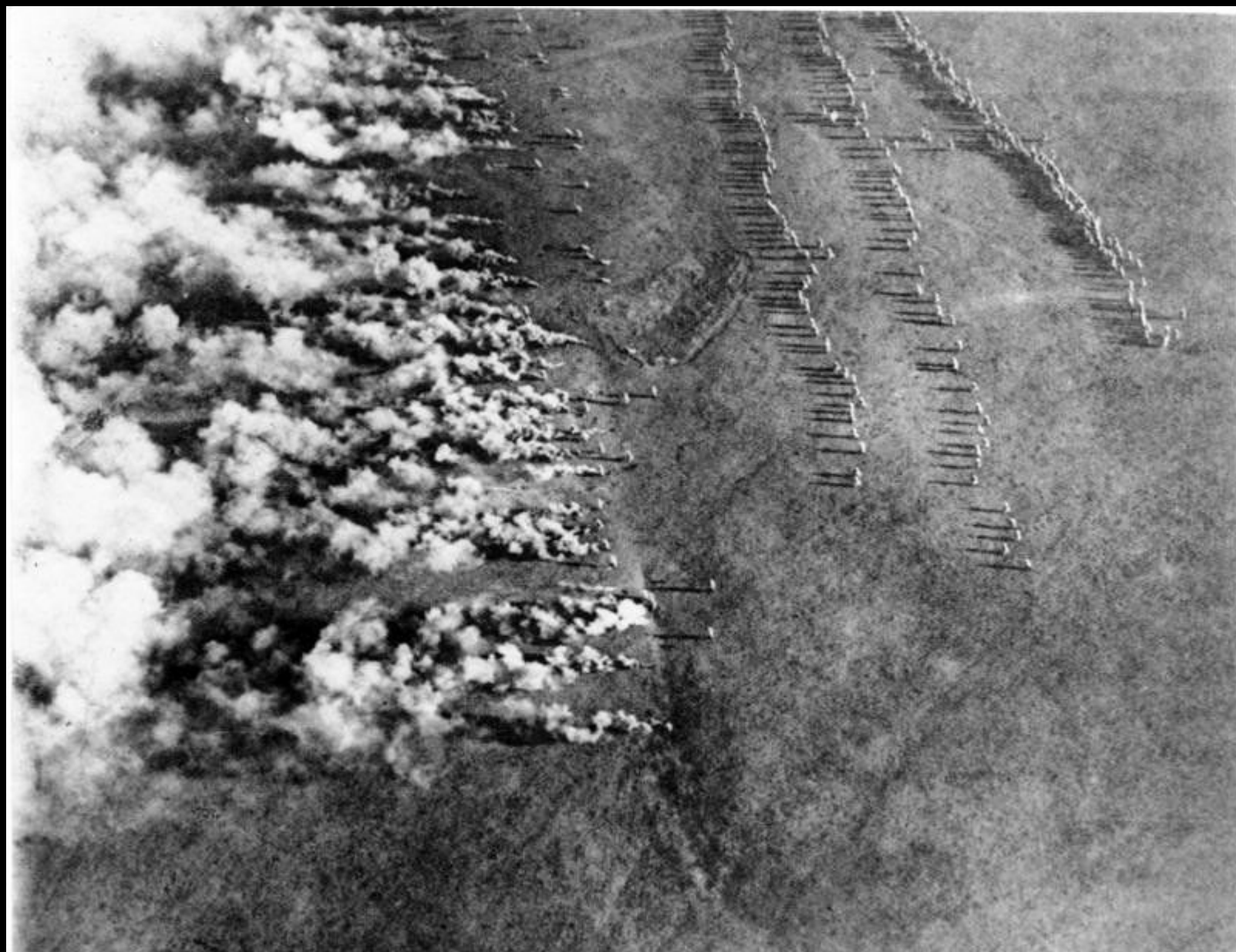
ONLY THE FOLLOWING CAN BE USED


<ul style="list-style-type: none"> <small>Peach Pit</small> <small>Apple Core</small> <small>Almond Pit</small> <small>Walnut</small> <small>Cherry Pit</small> 	<p style="text-align: center;"><small>THE SHELLS</small></p> <p style="text-align: center;"><small>of</small></p> <ul style="list-style-type: none"> <small>Hickory Nuts</small> <small>Walnuts</small> <small>Butternuts and</small> <small>Brazil Nuts</small>
--	--

SAVE EVERY ONE OF THESE YOU POSSIBLY CAN

16" AP Shell 16" AP Shell 14" AP Shell 14" AP Shell 14" AP Shot 14" AP Shot 12" AP Shell 12" DP Shell *1046 12" DP Shell *700 8" HE Shell














ilitaryimages.net





**IT IS FAR BETTER
TO FACE THE BULLETS
THAN TO BE KILLED
AT HOME BY A BOMB**


**JOIN THE ARMY AT ONCE
& HELP TO STOP AN AIR RAID**

GOD SAVE THE KING






What did all this accomplish?



Tricks to Staying Alive





MAROC 1915

PERISCOPE VIEW OF HUNS TRENCHES
FOR THE SENTRY ON DUTY





RAYON
2 FOR 38¢

CHARDONIZE
2 PAIR 50¢

A Bargain
Fancy Plaid For Sports Wear
2 PAIR FOR 38c
 Postage 4c
 Ship. wt., 6 oz.
11R1251 Tan
11R1252 Gray
 Girls like these fancy sport stockings for school or street wear. Most attractive pattern similar to illustration. The background is of tan or gray with harmonizing contrasting colors. Knit of fine lustrous mercerized yarn. Sizes 7 to 9½.

Finest Rayon Plaited
PRICE 39c A PAIR
 Postage 3c. Ship. wt., 3 oz.
2 PAIR 75c
 Postage 4c. Ship. wt., 6 oz.
11R1282 Brown
11R1283 Gray
 A better and finer stocking. Sizes 7 to 9½.

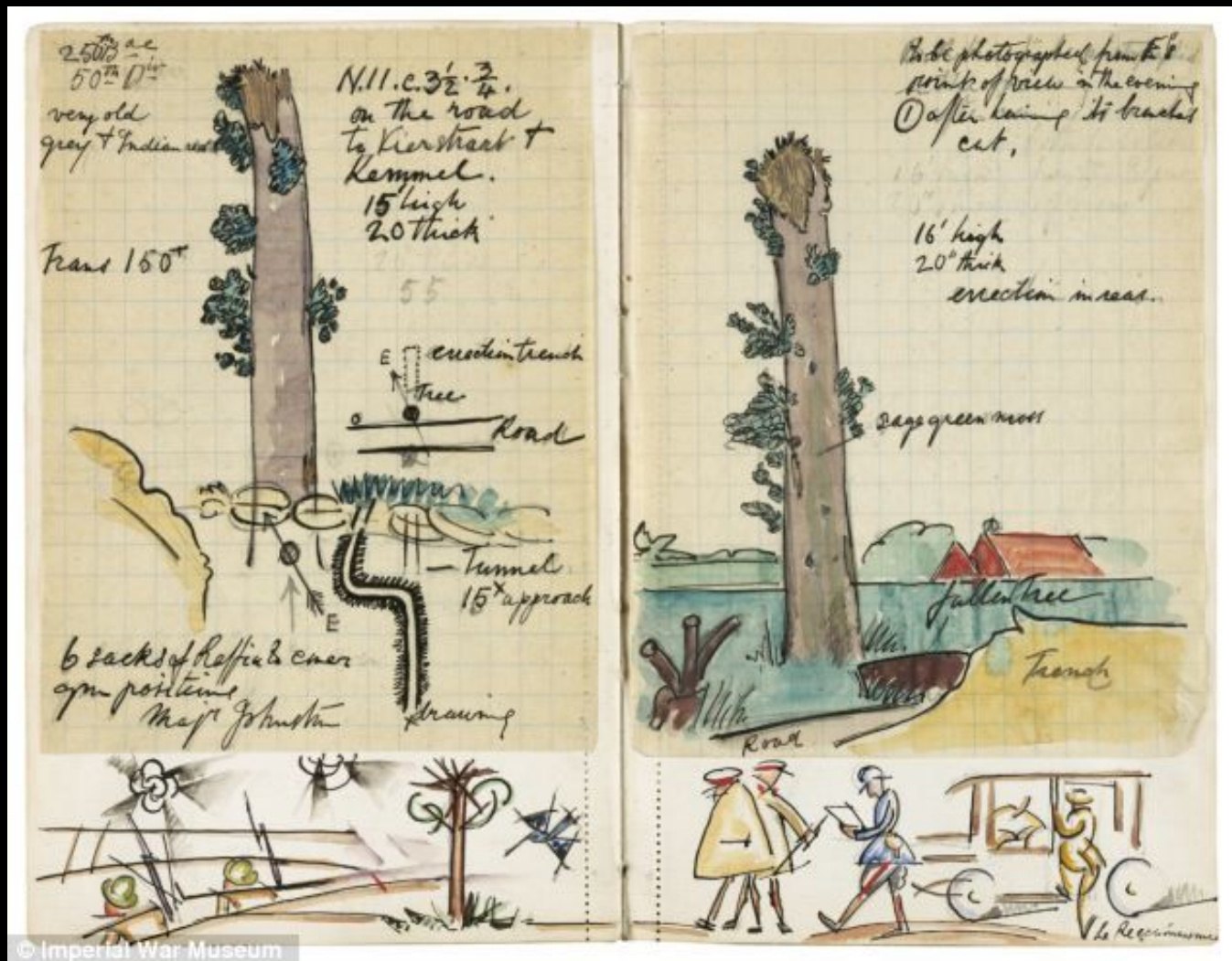
All Rayon to Picot Top
2 FOR 38c
 Postage 4c. Ship. wt., 6 oz.
11R1256 Caresse
11R1257 Crystal Beige
11R1258 Champagne
 Rayon covered double slipper sole. Sizes 7 to 9½.

Chardonize Rayon to Picot Top
2 FOR 50c
 Postage 4c. Ship. wt., 6 oz.
11R1190 Beige Claire
11R1191 Champagne
11R1192 Caresse
 Stockings without a lustre are what every woman wants. The young miss follows suit. Sizes 7 to 10.

Misses Durene (Full Mercerized)
PRICE 15c A PAIR
 Postage 3c. Ship. wt., 3 oz.
11R1294 Beige
11R1295 Champagne
11R1296 Sunbronze
 Sizes 8 to 10.


Durene
15c Pr.





© Imperial War Museum

© ExclusivePix



© ExclusivePix



© ExclusivePix



NO MANS LAND FLANDERS FIELD FRANCE 1919.

#57

Geo. Eastman
MAY 25 '22
New York City

Life in the Trenches



What happens when it rains?





A. DREIER

G.

K. H. H. S.


Orts.
vom Krieg
von 71



Bathrooms



Varminits



LICE



carry

TYPHUS

KEEP YOURSELF CLEAN

1170 PALEO'S - 6,000 - 2/45

WHITEHEAD MORRIS (L) LTD

COOTIES

Also known as "Lice", "Gray Backs", "Seam Squirrels",
"Boches", and ... (deleted by the Censor)



ONE OF THEM

They are gray.

They are bloodsuckers.

They live in blankets and clothes.

They breed and lay eggs or "nits" in seams of clothing,
especially the trousers, and on the pubic hairs like crab lice.

RESULTS

If you do not get rid of 'em they will cause sores and
boils; and you will be an **UNPOPULAR** candidate for a hospital.

THE CURE

While taking a bath your entire kit of clothing will be
sterilized.

Get a new identity tag cord.

Treat pubic and crotch hairs twice daily with prophyl-
actic salve-if you have many of 'em, the arm pits too.

We guarantee a cure in one hour at the Delousing Station.



If your friend has them make him report

Bathing and Delousing Station at



Ratting: The New Sport in the Trenches

*The War Budget,
January 21st, 1916.*




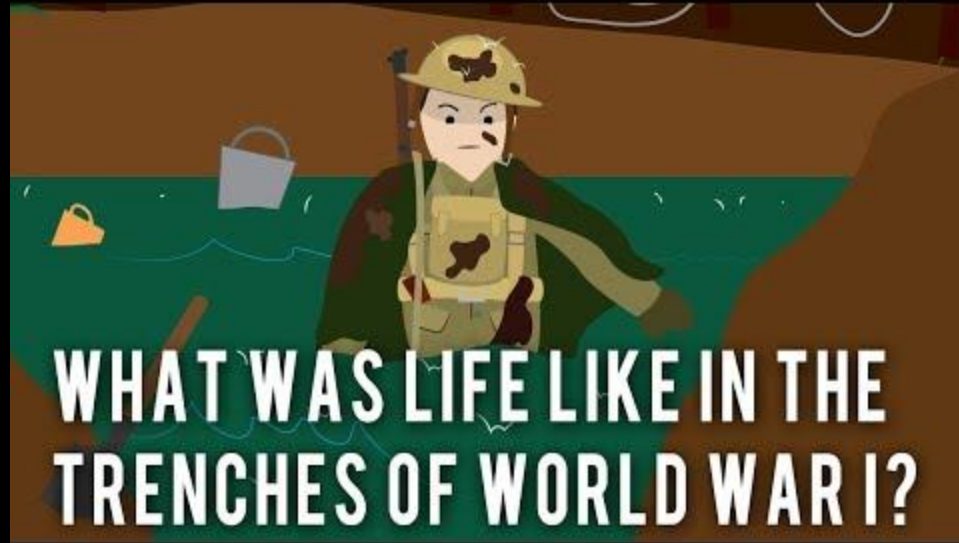


Entertainment



© BNPS





**WHAT WAS LIFE LIKE IN THE
TRENCHES OF WORLD WAR I?**



Trenches Today

Germany risked having to fight the Allied Powers on both the Eastern front and the Western front.

The Schlieffen Plan called for surprise occupation of neutral Belgium and lightning attack and defeat of France through Belgium.

